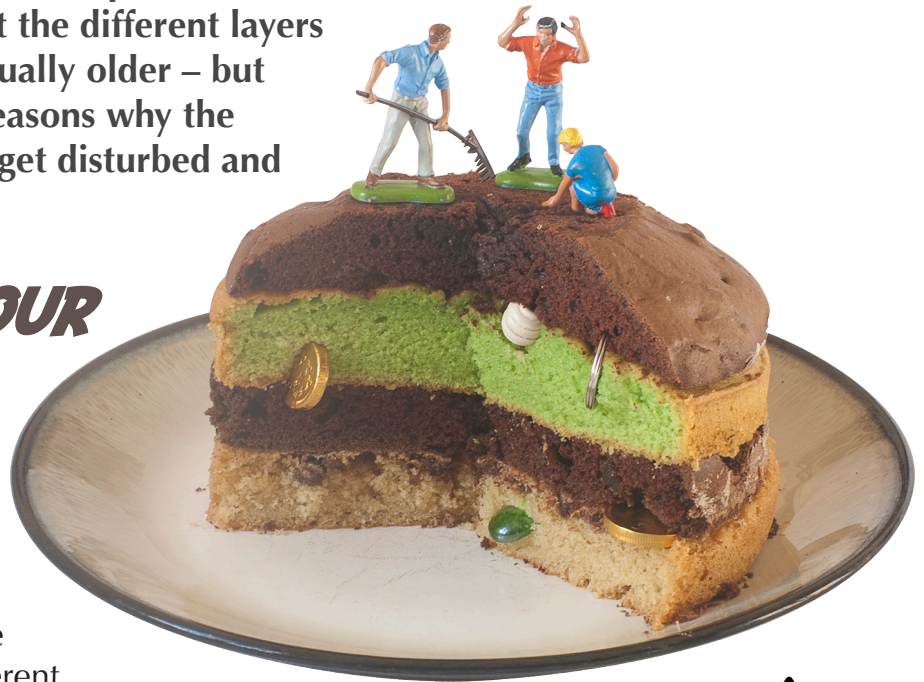




## ARCHAEOLOGY CAKE

Archaeologists use stratigraphy to help work out how old their finds are. They look at the different layers in the soil. Deeper finds are usually older – but not always. Can you think of reasons why the layers (the stratigraphy) might get disturbed and muddled up?

### HOW TO MAKE YOUR ARCHAEOLOGY CAKE



Use any standard sponge cake recipe to make 3 or more slimline cakes of the same shape, but different colours.

Each piece makes a different 'soil' layer for your archaeology cake.

Cook and cool your cake. Then hide 'artefacts' (*Finds*) within your soil layers. What about jelly baby burials or colourful sweets for jewels?


#### WARNINGS



You must cook and cool the cake before hiding your *Finds*.


Your Finds don't have to be edible - but, if they're not, make sure you 'excavate' and remove them before eating the cake!

Don't use anything too small - in case of choking.



### No time for baking?

How about making a multi-layered archaeology sandwich instead?



#### What's More....

Find out more about stratigraphy at The Higgins Bedford. Why not get involved in the Higgins' Saturday Archaeology Workshops, and join in their annual digs at BRVP?

[www.thehigginsbedford.org.uk](http://www.thehigginsbedford.org.uk)



**BEDFORD**  
BOROUGH COUNCIL